


Pioneer Life in Upper Canada

A web site for Grade 3 students of Ontario
<http://www.projects.yrdsb.edu.on.ca/pioneer>

*A website created and maintained by the
York Region District School Board*

Pioneer Life in Upper Canada

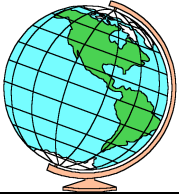
An activity booklet to accompany the
Pioneer Life in Upper Canada website



Student Name: _____

Activities completed by:

- | | | |
|---------------------|--------------------|----------------------|
| ❖ Mrs. M. Campuzano | ❖ Mrs. E. Connoy | ❖ Mrs. F. Filippelli |
| ❖ Mrs. C. Lomasney | ❖ Mrs. D. Oliveira | ❖ Mr. V. Juchimenko |
- St. Albert of Jerusalem School, Dufferin-Peel Catholic District School Board



PIONEER ORIGINS: When and Why They Came

Fill in the Missing Information... (use the Origins page)

People of African descent	_____ _____ _____ _____	1628-1793 ; as slaves of other settlers (slavery ended in Upper Canada in 1793) 1700s - 1800s ; as refugees avoiding slavery and racial oppression 1790-1870 ; as run-away slaves (in 1830, the network of people that brought them to Upper Canada was named the "Underground Railroad")
"Americans"	America (United States)	1749-1812 ; as _____ - many different backgrounds, religions and occupations - First Nations people also in this group 1790s-1812 ; for available _____ and economic opportunity
Amish	Pennsylvania America	1820's ; for land and to avoid religious and political conflict (originally arrived in America in 1720s from _____, _____ and _____)
English	England (Great Britain)	Before 1830 ; mostly military or government officials 1830-1850s ; leaving economic hardship 1842; 40,684 English in Upper Canada 1851; 82,699 English in Upper Canada
Germans	Germany	late 1700s ; as "_____" 1800s ; cities and industries expanding and farming becomes less important
	Europe and America	1786-1825 ; from _____ as "Loyalists" 1825-1874 ; from Russia and Pennsylvania; for cheaper and better farm land
Scottish	Scotland	before 1815 ; 15 000 came to _____ 1815-1870 ; 170 000 to Upper Canada; leaving economic hardship and general "unrest"
Source; Encyclopedia of Canada's Peoples, Ed. Paul Robert Magosci, University of Toronto Press		

On the map below, label the following:

England

France

America (United States)

Scotland

Germany


Ireland

Upper Canada

Lower Canada

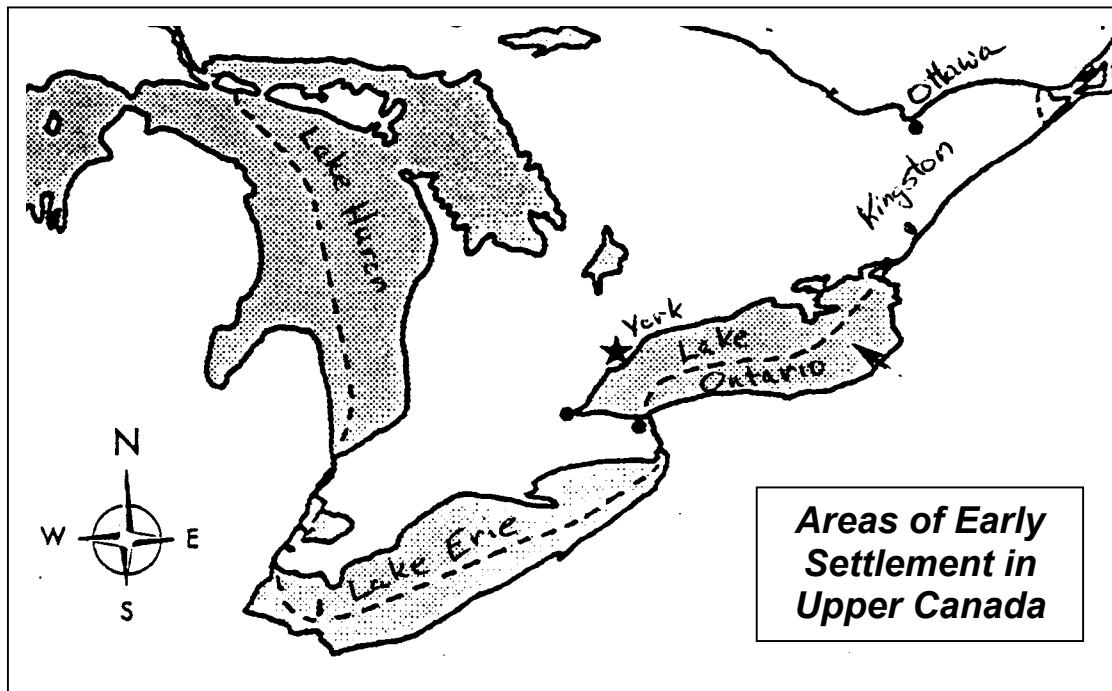
The Netherlands (Holland)

Draw the routes taken by early settlers to Upper Canada.



PIONEER SETTLEMENTS

Shade in and label the areas first settled by the Pioneers in Upper Canada on the map below. Use the map on the Settlements page for reference.



Population of Upper Canada - Ontario

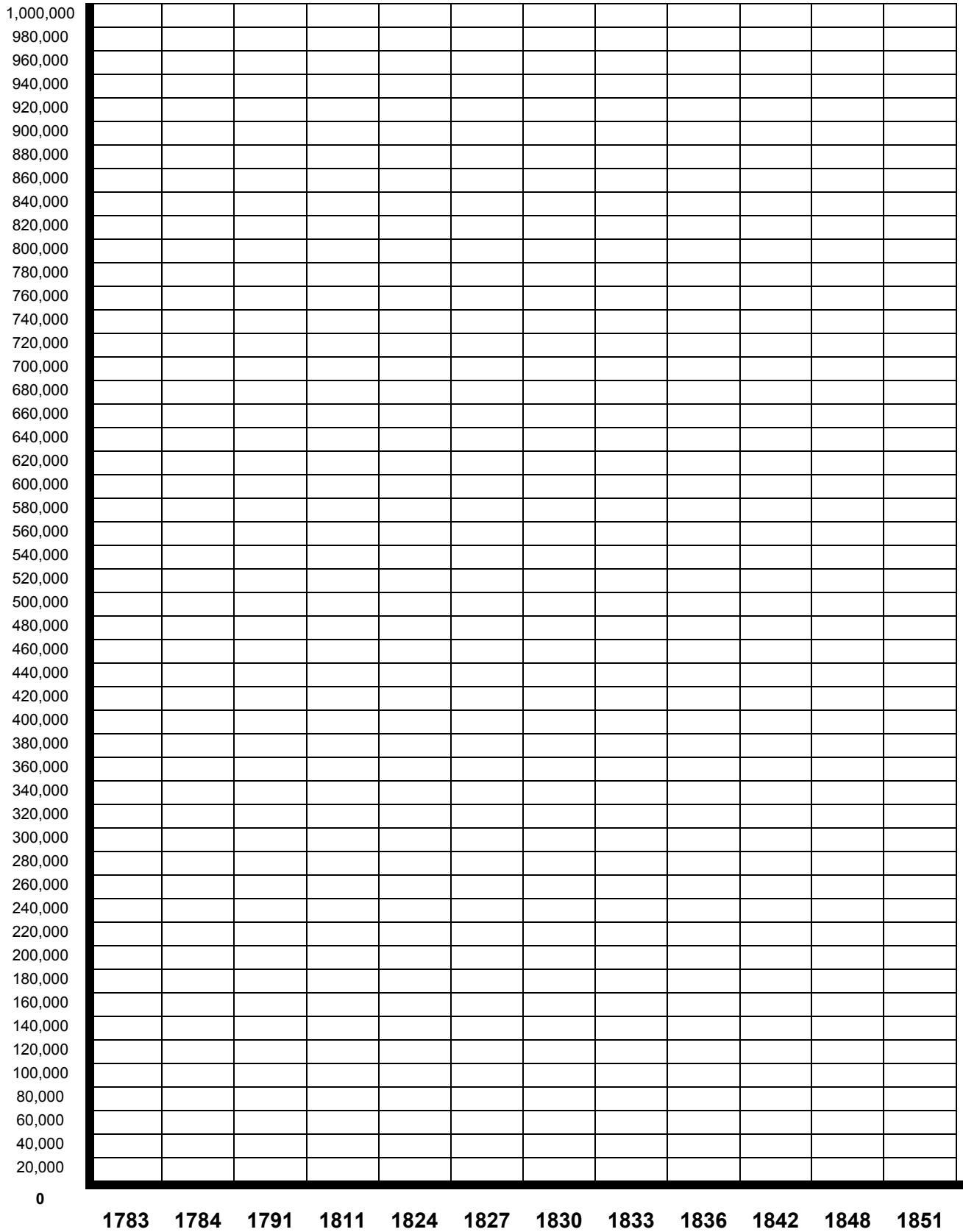
<http://global.genealogy.com/globalgazette/List001/list43.htm>

1851	952,004
1848	725,897
1842	487,053
1836	374,099
1833	295,863
1830	213,156
1827	177,174
1824	150,066
1811	77,000
1791	10,000
1784	6,000
1783	4,000

On the next page use the chart to create a graph showing the population of Upper Canada (Ontario) from 1783 to 1851. Remember to label your X & Y Axis and create a title.

How many years did it take for the population of Upper Canada to grow from 4,000 to almost one million (1,000,000) people?

Please show all your work.



ABORIGINAL PEOPLES

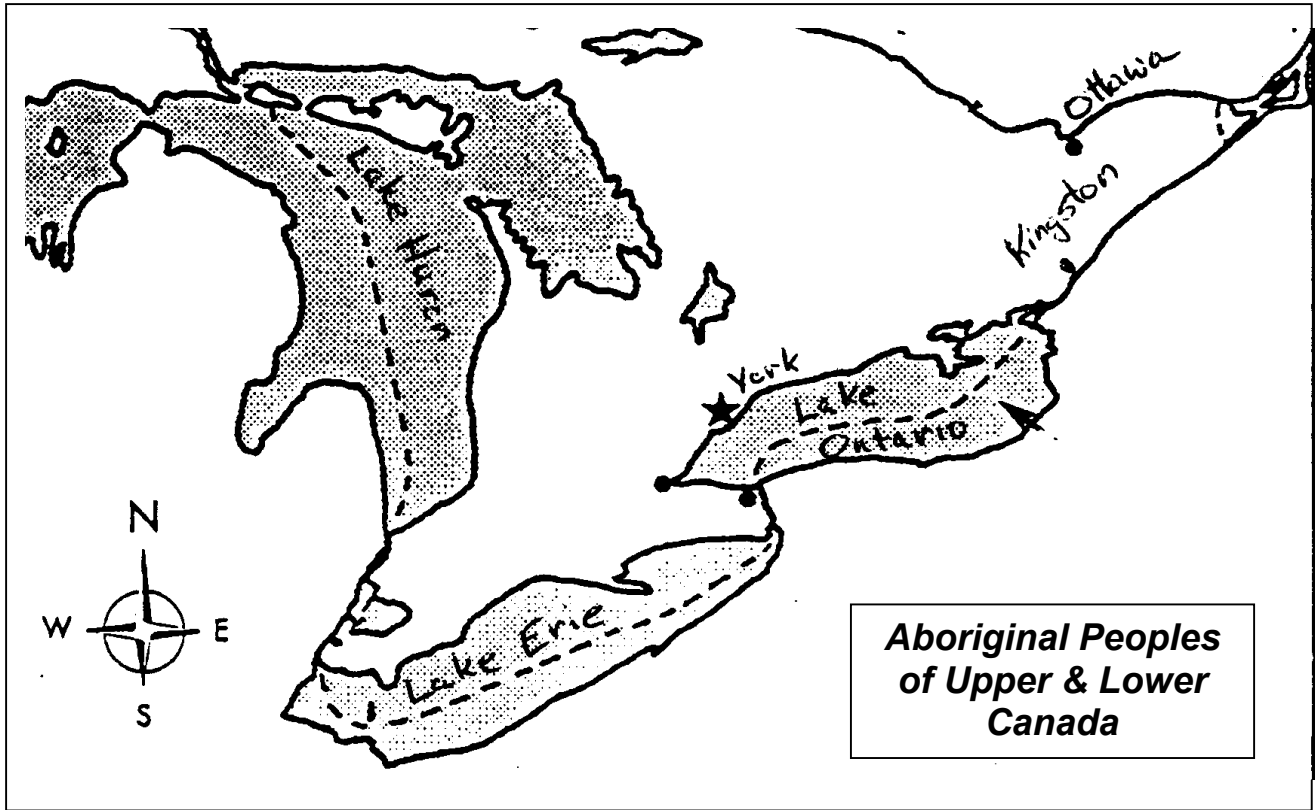
On the map below, locate the following Aboriginal Peoples:

Huron

Algonquin

Neutral

Iroquois Nation



Fill in the missing words:

The Pioneers and Aboriginal Peoples had different _____ about how land should be used. The Pioneers believed they had the right _____

The Aboriginal Peoples believed that the land was

FARMING



What is crop rotation?

Click on **Importance of corn** and finish the sentences with the correct information.

1) Native Peoples were excellent _____

2 The women of the Iroquois nation had the responsibility for _____ and taught the settlers

3) Plants grew tall and healthy because the soil _____

4) Draw, label and colour the picture of the *Three Sisters*, **corn, beans and squash**, showing how they were planted by the Native peoples

5) What is cornmeal?

6) What was cornmeal used for?

7) What is bannock?



MEDICINE

Many pioneers were ill because of the _____
_____ and _____

How was SCURVEY prevented?

Name four other natural products used by Natives to stay healthy:

FOOD AND CLOTHING



Native peoples taught the pioneers how to

- a) catch _____
- b) get _____
- c) eat good _____
- d) find _____
- e) find _____
- f) preserve _____
- g) use _____



SUGAR FROM MAPLE TREES

List the steps to making maple syrup

1. _____

2. _____

3. _____

4. _____

COMPARE AND CONTRAST

Making Maple Syrup

Task	Native Tool	Pioneer Tool
To cut the hole		
To drain the sap		
To boil the sap		

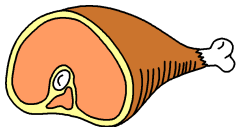
What is a **Spile**? Draw one.

FINDING A HONEY TREE

Native people taught settlers to use honey for:



- _____
- _____
- _____
- _____



PRESERVING MEAT

Aboriginal people taught the settlers how to preserve meat.

They cut _____ and meat.

They dried it by _____

It could be stored _____

Beef jerky was useful when _____ or

when _____
Pemmican was a _____ into which
they rolled _____ and sometimes added

Pemmican lasted for _____. It was
_____, easy _____, and
became a _____ for settlers.

CLOTHING

1) Why did the settlers begin to wear deerskin and other animal hide?

2) What did the women use deer hides for?

called _____

3) _____ were sewn onto the leather to
make the _____

Sketch how the hides were prepared before the clothing was made.

EXPLORATION

Click on **SNOWSHOES**

Draw the two kinds of snowshoes shown in the picture.

Fill in the missing information.

The Native people knew best how to _____
_____ conditions.

Many settlers came from areas that were not nearly as _____
_____ during the winter months. These
large shoes, called _____, helped the people to
distribute _____
_____, meaning that they would not

Native people showed settlers how to make _____
_____ which are now popular toys. Toboggans were necessary
for _____

WHY WAS WATER IMPORTANT?



A. Where did pioneers usually settle when they arrived in a new land?

B. What were their reasons for their choice?

C. In the chart below, name a method of transportation found on the website. Draw a picture for it and write one or two sentences explaining what it is.

Method	Picture	Description

Method	Picture	Description

Why did pioneers settle near rivers or lakes?

What canoe was the most common? How was it made?

What were rafts used for?

Who used the birch-bark canoe?

Why did they use the birch-bark canoe?

What were the largest boats and what were they used for?

Give two examples of other things that moving water powered (other things that pioneers used water for).

PIONEER VILLAGE LIFE: The School



A. Fill in the blanks.

School was held in a _____, the general store or _____ before a schoolhouse was built. The first schoolhouses were simple log cabins with a big _____ in the middle. The floor was dirt and the windows were covered with _____ instead of glass. _____ were stuffed in the cracks in the walls to keep out the cold. _____ had to build the school, pay the teacher, and buy school materials. The students sat on two or three rows of _____ and worked at a big table. They learned "the 3 Rs" which were _____, _____ and _____. They brought their own slates, _____, and _____. Books were scarce so the children often had to share a _____ or _____.

B. True or False ?

If false, cross out the mistake and put in the correct word above it.

_____ 1. Teachers had to fill the lamps and clean the chimneys each day.

_____ 2. Teachers had to supply slates, paper, ink, and pens

_____ 3. Teachers had to bring a bucket of water and some coal each day.

_____ 4. Teachers could spend time reading the Bible or other good books after ten hours in school.

_____ 5. Teachers sometimes made a big pot of stew or soup for the students to eat at lunch.

_____ 6. Students brought their lunch to school in a knapsack.

_____ 7. The 3 “R” subjects in pioneer day were Reduce, Reuse, and Recycle.

C. Sort Lunchtime Items. Click on “Schoolgirl”

Find out what things an early pioneer child might bring to school for lunch. Sort each item under the headings from the Canada’s Food Guide.



Grains	Meat/Alternatives	Dairy	Fruits/Vegetables

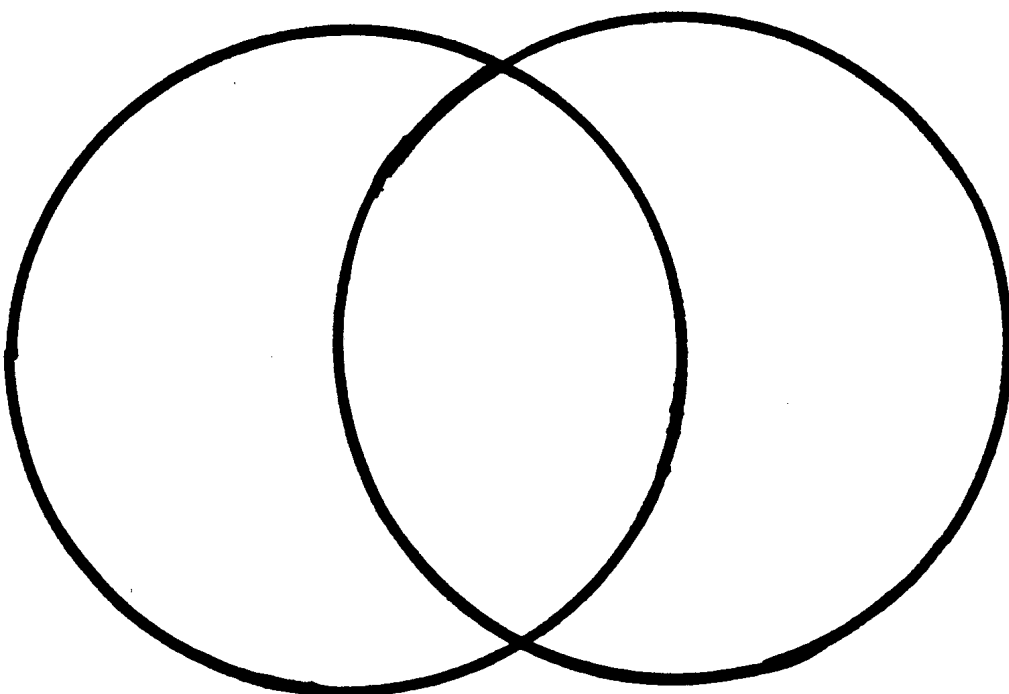
D. Compare and Contrast School Rules : Venn Diagram
Click on “Schoolboy”.

Read the 10 rules and sort them by number into the Venn Diagram. You do not need to copy out the rule, just sort by the number.




Today

Pioneer Times



PIONEER VILLAGE LIFE: The General Store



A Short Answer

1. List 2 things that pioneers used to trade for supplies they needed.

2. Describe a time when you or someone you know made a trade.
(Who? What?)

3. List 3 activities that the early pioneers might enjoy at the general store.

B. Use the dictionary. Write a definition for:

a) barter _____

b) locally _____

c) imported _____

d) patented _____

C Label the 4 pictures below.

Use the picture of the General Store to find and draw 2 more items that could be found in a General Store. Remember to label them also.

1

2




3

4

5

6

7



--	--

D. In your own words, explain the following:

Explain why pioneers might travel long distances to a General Store to get items such as coffee, patented medicine, or sugar cane.

PIONEER VILLAGE LIFE: THE Doctor's Office



A *A compound sentence is a sentences that joins 2 shorter sentences together with words like and, but, so, if...*

Write 1 compound sentence for each of these words.

a) doctor _____

b) diseases _____

c) blacksmith _____

d) bloodletting _____

2. Who was the name of the person that worked in the saw mill?

3. How did the pioneers cut wood before the building of the saw mill?

4. What was the name of the two-person saw?

5. Why did the pioneers use the large axe?

PIONEER VILLAGE LIFE: The Grist Mill

Write complete and detailed sentences. **Don't forget capital letters at the beginning of sentences and periods at the end of the sentences.**

1. What food did the pioneers eat every day?

2. Explain how flour is made.

3. Why did it take long to make flour by hand?

4. Explain how the "Grist Mill" worked.

5. Sketch a picture of the Grist Mill. Label the parts carefully.




PIONEER VILLAGE LIFE: The Blacksmith Shop

Write complete and detailed sentences. **Don't forget capital letters at the beginning of sentences and periods at the end of the sentences.**

1. Explain in your own words, how the blacksmith received his name.

5. Who usually made horseshoes and nailed them onto the hooves of horses and oxen?



PIONEER VILLAGE LIFE: The Pioneer Home

Write complete and detailed sentences. **Don't forget capital letters at the beginning of sentences and periods at the end of the sentences.**

1. What material was used to make the first pioneer home?

2. Write down three important points about a pioneer home.

- Click on the word “**Here**”. Fill in the chart with information from the “*Pioneer Homes: A Comparison*” page.

	Log Cabin	Plank Homes
A		
B		
C		
D		
E		
F		

- Click on the walls and doorways of each home to find out more information. When you finish each home, click on “Back to Pioneer Homes”. Record the information on the chart above.
- Click on the phrase “Return to the Pioneer Home page”.



PIONEER VILLAGE LIFE: The Pioneer Family Chores

Fill in the following chart. List two to three chores per column.

	Young Boys	Older Boys	Men
1			
2			
3			
4			

	Young Girls	Older Girls	Women
1			
2			
3			
4			

PIONEER VILLAGE LIFE: What did the pioneers eat?



1. What did the pioneers have to provide for themselves?

2. Where did the food come from?

3. Using the chart, write two to three things that pioneers would eat in Spring/Summer, Fall/Winter and Year round.
