



Bramalea North

Pupil Accommodation Review

Public Meeting #3

Tuesday, April 29, 2008 at 7:00pm

St. Thomas Aquinas Secondary School
25 Corporation Drive

Agenda

- Introductions & Opening Prayer – Alex Tucciarone
- Community Meeting #2 Review – Beth Bjarnason
- Prohibitive to Repair Funding – Beth Bjarnason
- Accommodation Option Review– Stephanie Cox
- Financial Information – Stephanie Cox
- School Size Impact – Alex Tucciarone
- Future Implementation - Beth Bjarnason
- Comments – Superintendent/Staff/ARC Members
- Question Period

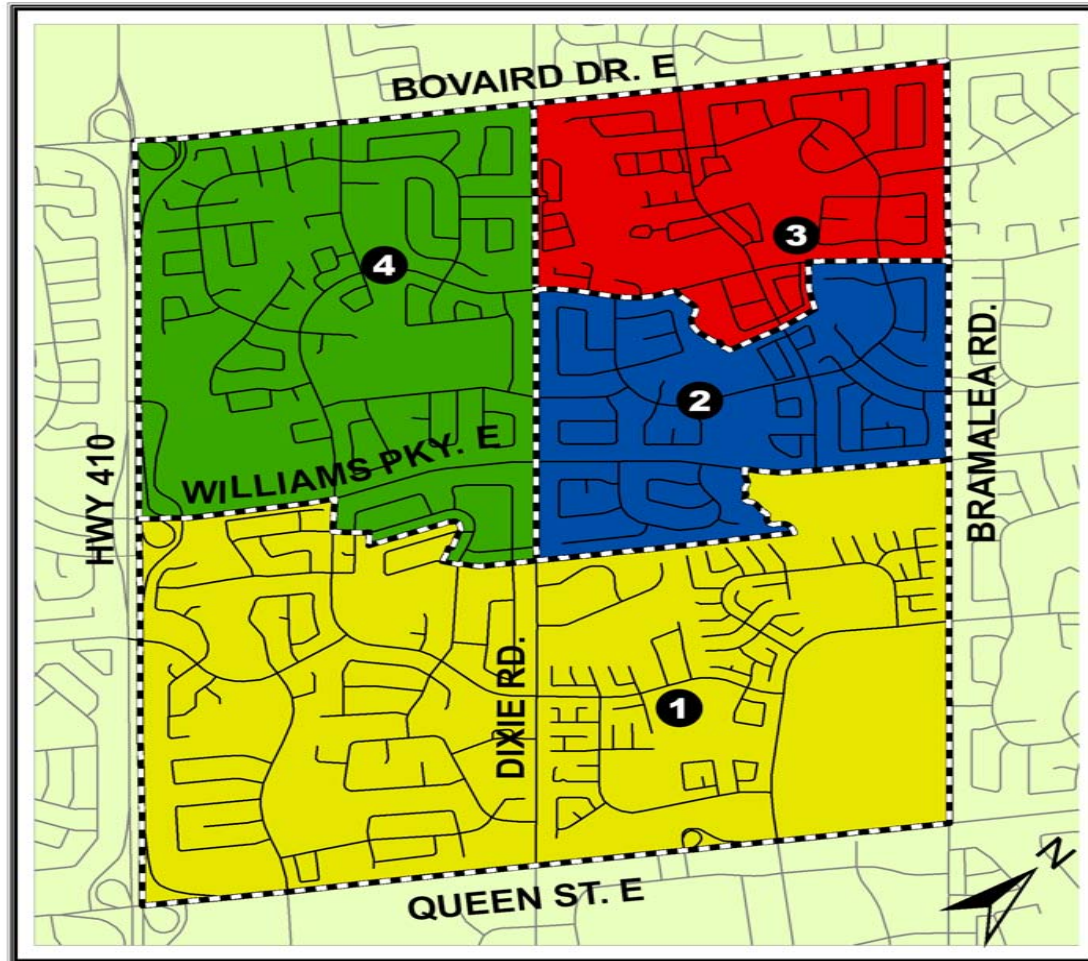


Opening Prayer

Schools in the Bramalea North Review Area

- Lester B. Pearson
- Mother Mary Ward
- St. Anthony
- St. Marguerite Bourgeoys

Where is the Bramalea North Accommodation Review Area?



Bramalea North Accommodation Review Area

STATUS QUO

Legend

- ① LESTER B. PEARSON
- ② MOTHER MARY WARD
- ③ ST. ANTHONY
- ④ ST. MARGUERITE BOURGEOYS
- ▣ SCHOOL BOUNDARY

Prohibitive to Repair Funding

- Prohibitive to Repair funding is monies to rebuild school facilities where it is no longer financially viable to repair the facility. The funding may be provided for a school building or a portion of a building.
- The Prohibitive to Repair (PTR) funds must be utilized to eliminate the repair costs (facility renewal) costs for the identified school. The PTR funds can be combined with other sources of capital funding from the Ministry of Education.

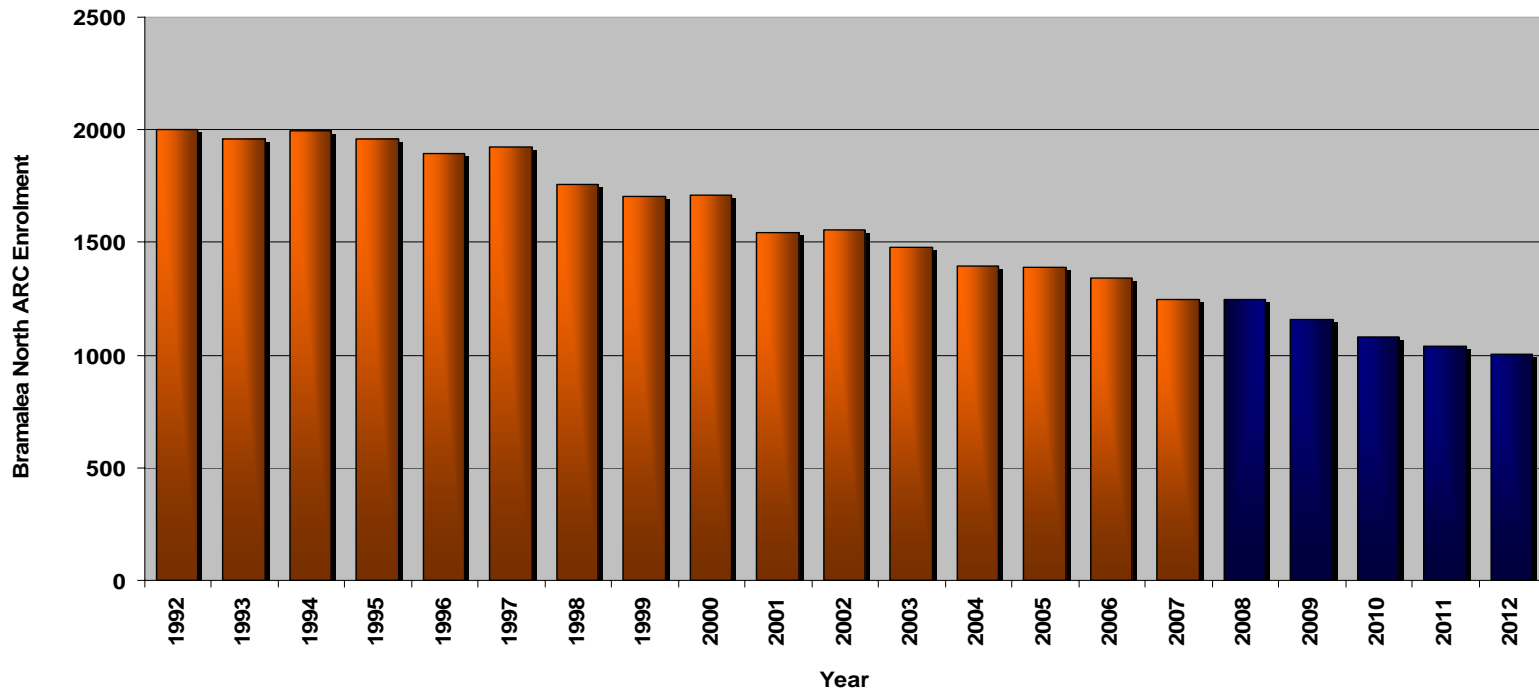
Prohibitive to Repair Funding continued.....

- Staff has recently been advised by Ministry of Education staff that Prohibitive to Repair funding will be made available for schools within the Bramalea North review area subject to completion of the ARC process.
- The two projects that the Ministry has considered for funding are St. Anthony and Lester B. Pearson.
- The funding would allow the Board to make facility decisions in these areas for future student accommodation. Whatever accommodation decisions the Board chooses, it must address the elimination of the facility renewal needs at St. Anthony and Lester B. Pearson.
- The Board will be able to utilize the funds to rebuild or make improvements at the schools that are being retained in this area.

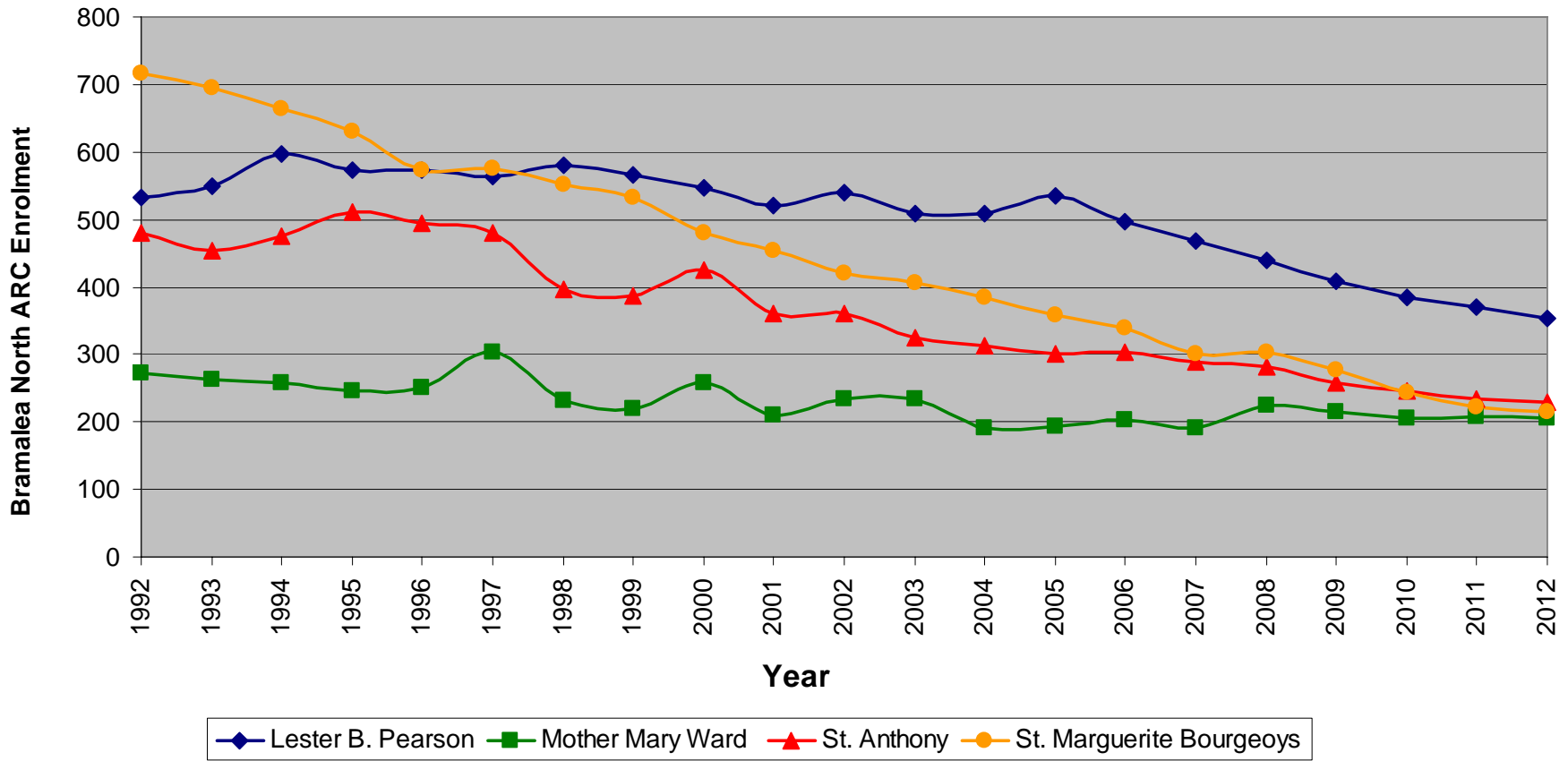


Historical and Projected Enrolment

Historic and Projected Total Enrolment



Historic and Projected Total Enrolment





Accommodation Options

Mother Mary Ward Proof of Ownership

THE DUTTERIN-YEEL ROMAN CATHOLIC SEPARATE SCHOOL BOARD

Date: March 4th, 1986
To: Mr. B.F. Quigley
From: R.E. LeMay
Re: Tax Exemption - School Sites

The following sites have been purchased by the Board: ←

1. 7.260 acres - St. Teresa of Avila
Lot 2 and 1' Reserve Block U
RP M185, Mississauga

This site was purchased from Markborough Properties
on February 21st, 1986.

2. 5.102 acres - Unnamed Maitland Site
Block 9, Plan M76, Brampton. ←

This site was purchased from Bramlea Limited,
on January 31st, 1986.


Please apply for the usual tax exemptions.

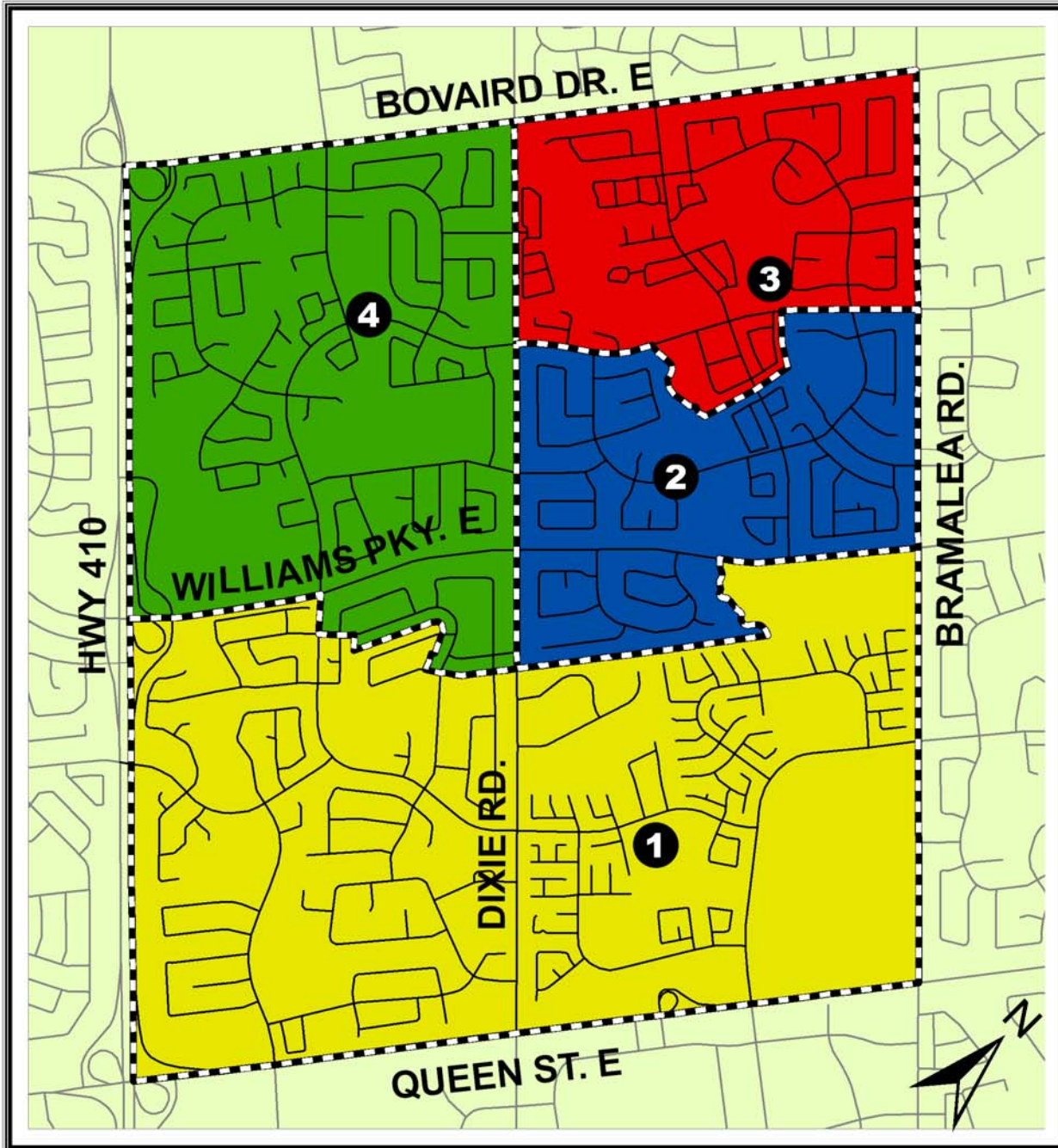
md

Bramalea North Accommodation Review Area

STATUS QUO

Legend

- 1** LESTER B. PEARSON
- 2** MOTHER MARY WARD
- 3** ST. ANTHONY
- 4** ST. MARGUERITE BOURGEOYS
-  SCHOOL BOUNDARY



STATUS QUO

FRC Capacity	June 30, 2007	Oct 31, 2007	2008	2009	2010	2011	2012
--------------	---------------	--------------	------	------	------	------	------

St. Marguerite Bourgeoys		336	301	303	276	244	223	215
St. Marguerite Bourgeoys (All)	260.5	336	301	303	276	244	223	215
		<u>3</u>	<u>3</u>	2	1	-1	-2	-2

St. Anthony		296	289	281	258	246	235	229
St. Anthony (All)	213.5	296	289	281	258	246	235	229
		<u>6</u>	<u>6</u>	3	2	1	1	1

Providence Central East (Hosted)*		30	31	30	29	28	28	28
Mother Mary Ward		203	190	195	187	178	180	178
Mother Mary Ward (All)	256.0	233	221	225	216	206	208	206
		<u>2</u>	<u>-1</u>	-1	-2	-2	-2	-2

Lester B. Pearson		484	467	439	408	385	371	353
Lester B. Pearson (All)	400.5	484	467	439	408	385	371	353
		<u>5</u>	<u>5</u>	2	0	-1	-1	-2

St. Marguerite Bourgeoys	260.5	336	301	303	276	244	223	215
St. Anthony	213.5	296	289	281	258	246	235	229
Mother Mary Ward	256.0	203	190	195	187	178	180	178
Lester B. Pearson	400.5	484	467	439	408	385	371	353
Total	1130.5	1319	1247	1218	1129	1053	1009	975
		8	5	4	0	-3	-5	-6

Bramalea North Flexible Boundary Students

	Enrolment	Total Flex Boundary	% of School Pop'n
Mother Mary Ward	217	48	26%
Lester B. Pearson	463	37	8%
St. Anthony	296	44	15%
St. Marguerite Bourgeoys	301	52	17%

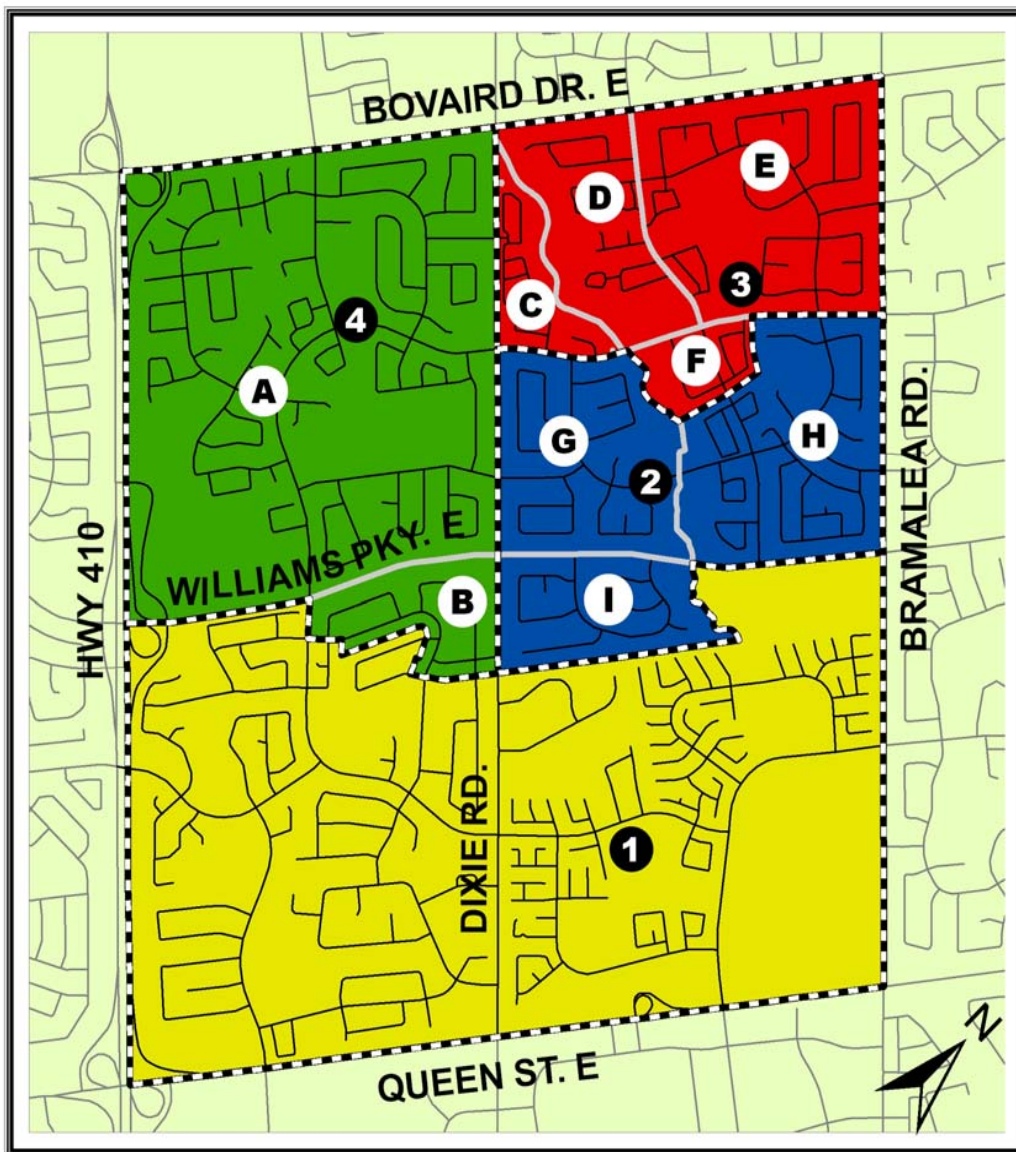


Flexible Boundary Students

- General Administrative Procedure of the Board
 - Applications are made in writing to the Principals of the receiving school and sending school
 - Decisions are made on availability of accommodation within the classes of receiving school and the impacts on the sending school.

- Reviewed on an annual basis

STATUS QUO - BREAKOUT



Bramalea North Accommodation Review Area

STATUS QUO -
BREAKOUT

Legend

- ① LESTER B. PEARSON
- ② MOTHER MARY WARD
- ③ ST. ANTHONY
- ④ ST. MARGUERITE BOURGEOYS
- ▣ SCHOOL BOUNDARY



January 2008

Status Quo - Breakout

	FRC Capacity	June 30, 2007	Oct 31, 2007	2008	2009	2010	2011	2012
St. Marguerite Bourgeoys (Flex)		69	58	60	55	49	44	43
St. Marguerite Bourgeoys (Area A)		255	231	231	211	186	170	164
St. Marguerite Bourgeoys (Area B)		12	12	12	10	9	8	8
St. Marguerite Bourgeoys (A	260.5	336	301	303	276	244	223	215
		<u>3</u>	<u>3</u>	2	1	-1	-2	-2

St. Anthony (Flex)		53	44	47	43	41	39	38
St. Anthony (Area C)		33	31	31	28	27	26	25
St. Anthony (Area D)		75	74	72	66	63	60	58
St. Anthony (Area E)		107	106	102	94	90	86	83
St. Anthony (Area F)		28	34	30	27	26	25	24
St. Anthony (All)	213.5	296	289	281	258	246	235	229
		<u>6</u>	<u>6</u>	3	2	1	1	1

Providence Central East (Hosted)*		30	31	30	29	28	28	28
Mother Mary Ward (Flex)		51	45	48	46	44	44	44
Mother Mary Ward (Area G)		74	71	72	69	66	66	66
Mother Mary Ward (Area H)		54	55	54	52	50	50	50
Mother Mary Ward (Area I)		24	19	21	20	19	20	19
Mother Mary Ward (All)	256.0	233	221	225	216	206	208	206
		<u>2</u>	-1	-1	-2	-2	-2	-8

Lester B. Pearson (Flex)		N/A	40	38	35	33	32	30
Lester B. Pearson		484	427	401	373	352	339	323
Lester B. Pearson (All)	400.5	484	467	439	408	385	371	353
		<u>5</u>	<u>5</u>	2	0	-1	-1	-2

* Providence Central East will be under boundary review in Spring 2008

Preferred Options

➤ **OPTION “A”**

Close Mother Mary Ward and send Areas G and H to St. Anthony. Move Area I to Lester B. Pearson, phasing out over time. Existing students in Area I would also have the option of attending Lester B. Pearson.

➤ **OPTION “B”**

Close St. Marguerite Borgeouys and Mother Mary Ward

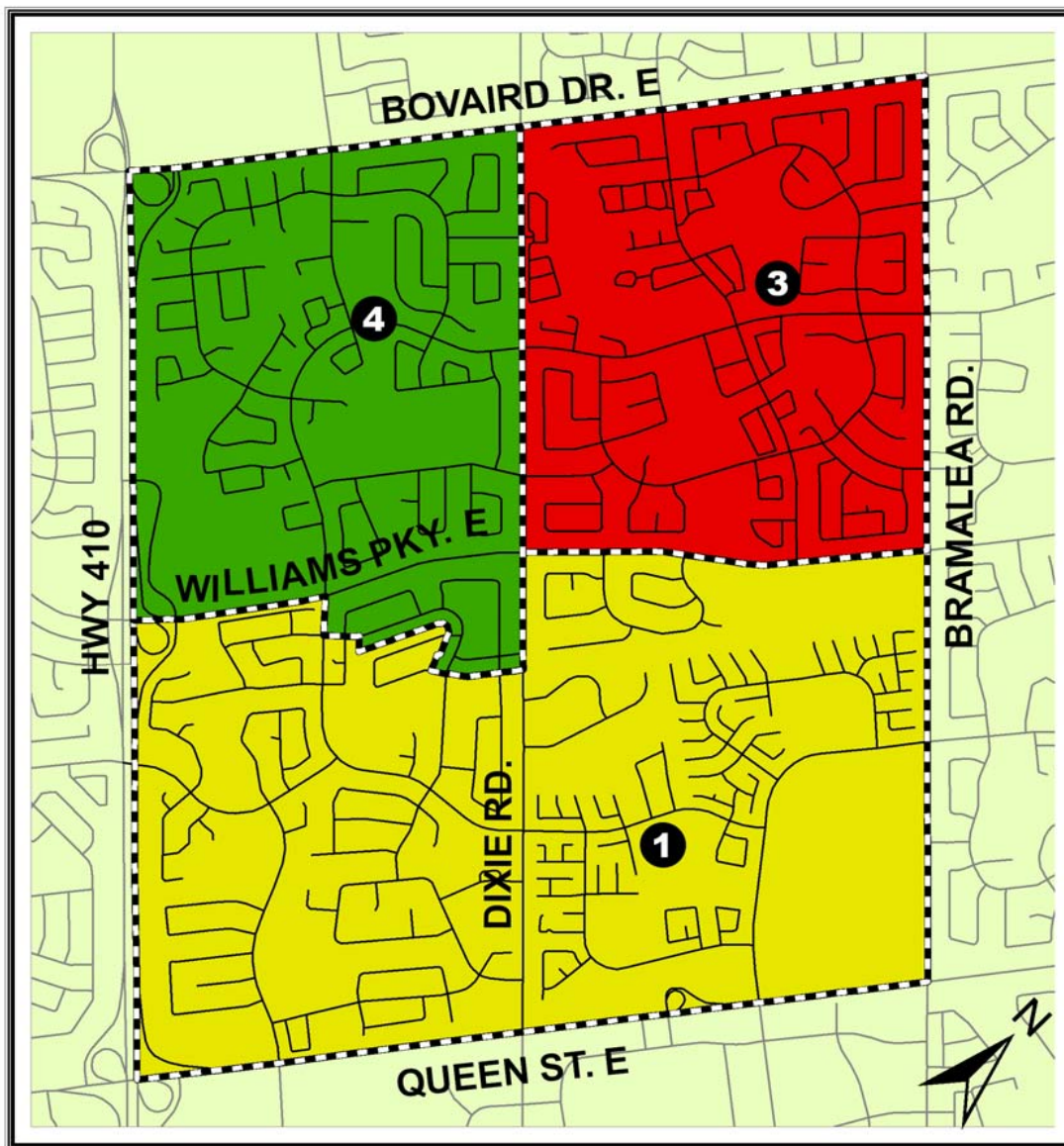
Move all students to St. Anthony and phase out Area B and I to Lester B. Pearson over time. Existing students from area B and I would have the option of attending Lester B. Pearson.

➤ **OPTION “C”**

Close Mother Mary Ward and St. Anthony

Move Mother Mary Ward students to Lester B. Pearson and the St. Anthony students to St. Marguerite Borgeouys.


OPTION A



Bramalea North Accommodation Review Area

**OPTION 3:
Close Mother Mary Ward**

Legend

- 1** LESTER B. PEARSON
- 3** ST. ANTHONY
- 4** ST. MARGUERITE BOURGEOYS
-  SCHOOL BOUNDARY



January 2008

OPTION A

CLOSE MOTHER MARY WARD

Move Mother Mary Ward Areas G & H to St. Anthony

Move Mother Mary Ward Area I to Lester B. Pearson

	FRC Capacity	June 30, 2007	Oct. 31 2007	2008	2009	2010	2011
Providence Central East (Hosted)*		30	31	30	-	-	-
Mother Mary Ward (Flex)		51	45	48	-	-	-
Mother Mary Ward (Area G)		74	71	72	-	-	-
Mother Mary Ward (Area H)		54	55	54	-	-	-
Mother Mary Ward (Area I)		24	19	21	-	-	-
Mother Mary Ward	256	233	221	225	0	0	0
		<u>2</u>	<u>-1</u>	-1	0	0	0

Mother Mary Ward (Flex) - <i>return to designated schools</i>			-		46	44	44
---	--	--	---	--	----	----	----

Mother Mary Ward (Area G)		-	-		69	66	66
Mother Mary Ward (Area H)		-	-		52	50	50
St. Anthony (All)		296	289	281	258	246	235
St. Anthony	214	296	289	281	379	361	351
		<u>6</u>	<u>6</u>	3	7	6	6

Mother Mary Ward (Area I)		-	-		20	19	20
Lester B. Pearson (All)		484	467	439	408	385	371
Lester B. Pearson	401	484	467	439	428	404	391
		<u>5</u>	<u>5</u>	2	1	0	0

Providence Central East*		-	-	-	29	28	28
Providence Central East		0	0	0	29	28	28

* Providence Central East will be under boundary review in Spring 2008

St. Marguerite Bourgeoys (All)		336	301	303	276	244	223
St. Marguerite Bourgeoys	261	336	301	303	276	244	223
		<u>3</u>	<u>3</u>	2	1	-1	-2

OPTION A (Ministry Funded)

OPTION A (Ministry Funding Incorporated)

CLOSE MOTHER MARY WARD

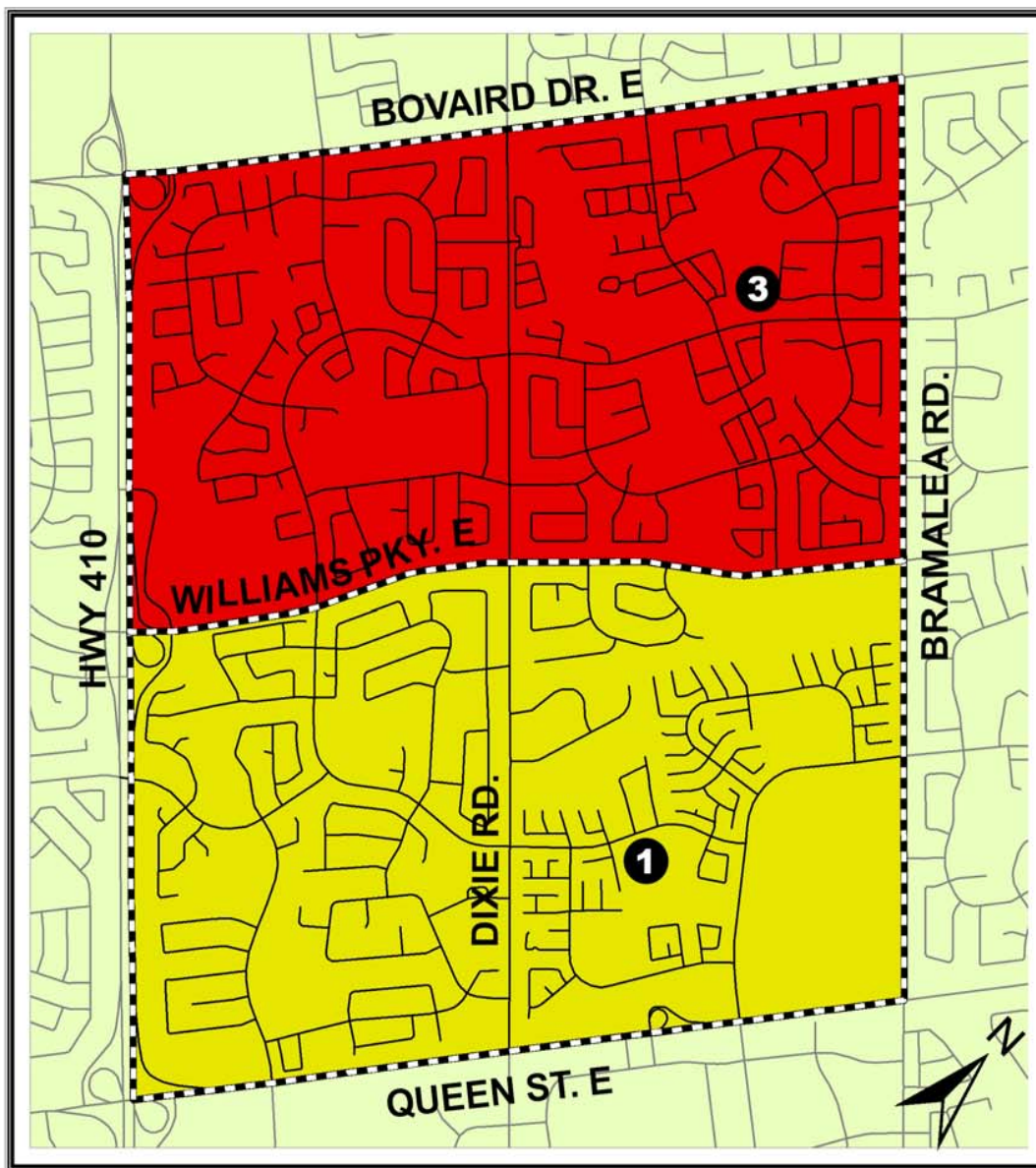
Move Mother Mary Ward Areas G & H to St. Anthony

Move Mother Mary Ward Area I to Lester B. Pearson

Capacity	June 30, 2007		Oct. 31			
	2007	2007	2008	2009	2010	2011
Providence Central East (Hosted)*	30	31	30	-	-	-
Mother Mary Ward (Area G)	74	71	72	-	-	-
Mother Mary Ward (Area H)	54	55	54	-	-	-
Mother Mary Ward (Area I)	24	19	21	-	-	-
Mother Mary Ward (Flex)	51	45	48	-	-	-
Mother Mary Ward	256	233	225	-	-	-
		<u>2</u>	<u>-1</u>	<u>-1</u>	<u>-</u>	<u>-</u>
Mother Mary Ward (Area G)	-	-	-	69	66	66
Mother Mary Ward (Area H)	-	-	-	52	50	50
Mother Mary Ward Returning Flex students	-	-	-	12	11	12
St. Anthony (All) Proposed Rebuilt Capacity	296	289	281	258	245	235
St. Anthony	434	296	289	391	372	363
		<u>6</u>	<u>6</u>	<u>3</u>	<u>-2</u>	<u>-3</u>
Mother Mary Ward (Area I)	-	-	-	20	19	20
Mother Mary Ward Returning Flex Students	-	-	-	2	2	2
Lester B. Pearson (All) Proposed Rebuilt Capacity	484	467	439	408	385	371
Lester B. Pearson	448	484	467	430	406	393
		<u>5</u>	<u>5</u>	<u>2</u>	<u>-1</u>	<u>-2</u>
Mother Mary Ward Returning Flex Students	-	-	-	1	1	1
St. Marguerite Bourgeoys (All)	336	301	303	276	244	223
St. Marguerite Bourgeoys	261	336	301	277	245	224
		<u>3</u>	<u>3</u>	<u>2</u>	<u>1</u>	<u>-1</u>
Mother Mary Ward Returning Flex Students	-	-	-	31	29	29
Flex Students Returning to Home School	-	-	-	31	29	29
Providence Central East*	-	-	-	29	28	28
Providence Central East	-	-	-	29	28	28

Proposed rebuilt capacity is subject to approval by the Board of Trustees & Ministry of Education


OPTION B



Bramalea North Accommodation Review Area

**OPTION 8:
Close St. Marguerite
Bourgeoys &
Mother Mary Ward**

Legend

- 1** LESTER B. PEARSON
- 3** ST. ANTHONY
-  SCHOOL BOUNDARY



OPTION B

CLOSE ST. MARGEURITE BOURGEOYS & MOTHER MARY WARD

Move St. Margeurite Bourgeoys (Area A), Mother Mary Ward (Areas G, H, & I) to St. Anthony

Move St. Margeurite Bourgeoys (Area B) and Mother Mary Ward (Area I) to Lester B. Pearson

	FRC Capacity	June 30, 2007	Oct 31, 2007	2008	2009	2010	2011
St. Marguerite Bourgeoys (Flex)		69	58	60	-	-	-
St. Marguerite Bourgeoys (Area A)		255	231	231	-	-	-
St. Marguerite Bourgeoys (Area B)		12	12	12	-	-	-
St. Marguerite Bourgeoys	261	336	301	303	0	0	0
		<u>3</u>	<u>3</u>	2	0	0	0

Mother Mary Ward (All)		233	221	225	0	0	0
Mother Mary Ward	256	233	221	225	0	0	0
		<u>2</u>	<u>-2</u>	-1	0	0	0

St. Marg. Bourgeoys (Flex) - <i>Return to designated schools</i>			-	-	55	49	44
Mother Mary Ward (Flex) - <i>Return to designated schools</i>			-	-	46	44	44

St. Marguerite Bourgeoys (Area A)		-	-	-	211	186	170
Mother Mary Ward (Areas G & H)		-	-	-	117	115	114
St. Anthony (All)		296	289	281	258	246	235
St. Anthony	214	296	289	281	586	547	519
		<u>6</u>	<u>6</u>	3	15	14	12

St. Marguerite Bourgeoys (Area B)		-	-	-	10	9	8
Mother Mary Ward (Area I)		-	-	-	20	19	20
Lester B. Pearson (All)		484	467	439	408	385	371
Lester B. Pearson	401	484	467	439	439	414	399
		<u>5</u>	<u>5</u>	2	2	1	0

Providence Central East*		30	31	30	29	28	28
Providence Central East		30	31	30	29	28	28

* Providence Central East will be under boundary review in Spring 2008

OPTION B (Ministry Funding)

OPTION B (Ministry Funding)

CLOSE ST. MARGEURITE BOURGEOYS & MOTHER MARY WARD

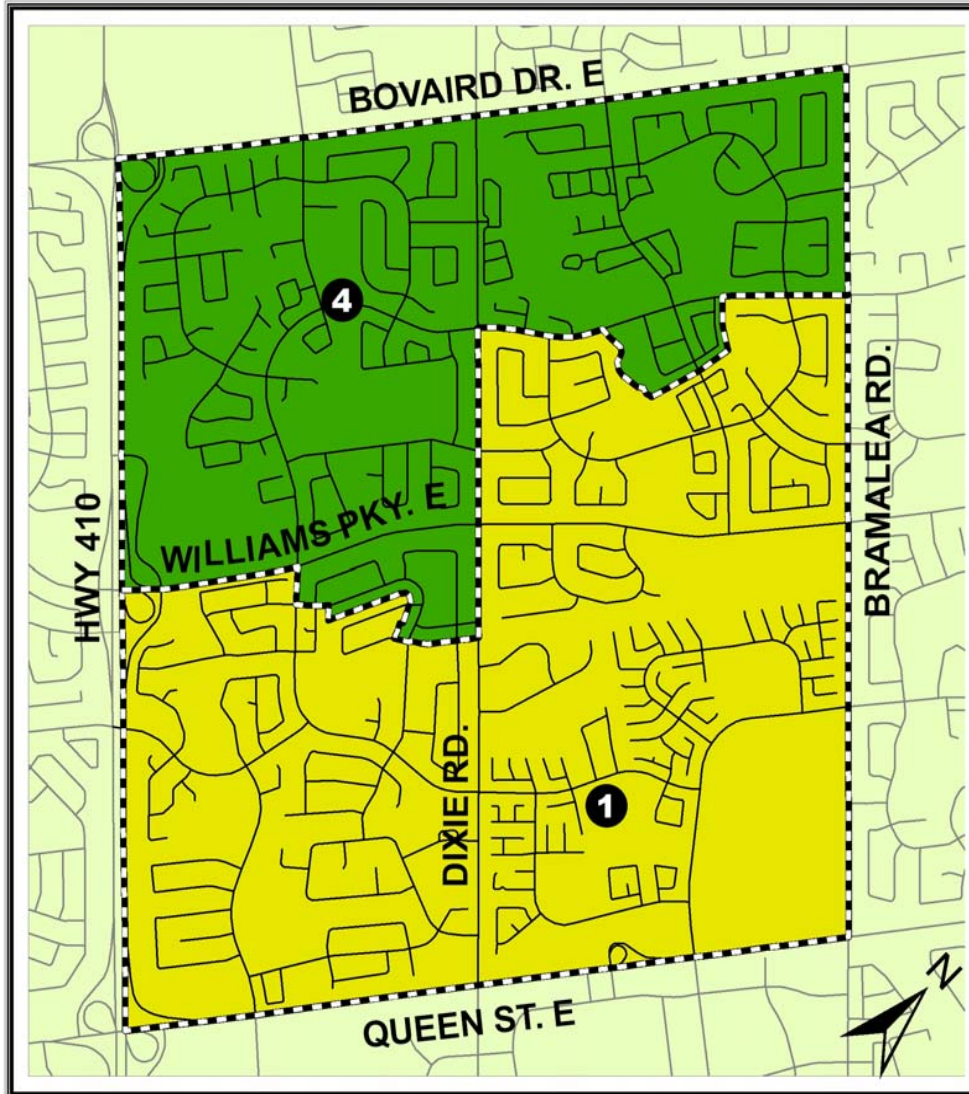
Move St. Marguerite Bourgeoys (Area A), Mother Mary Ward (Areas G, H, & I) to St. Anthony

Move St. Marguerite Bourgeoys (Area B) and Mother Mary Ward (Area I) to Lester B. Pearson

Capacity	June 30, Oct 31,		2008	2009	2010	2011
	2007	2007				
St. Marguerite Bourgeoys (Area A)	255	231	231	-	-	-
St. Marguerite Bourgeoys (Area B)	12	12	12	-	-	-
St. Marguerite Bourgeoys (Flex)	69	58	60	-	-	-
St. Marguerite Bourgeoys	261	336	303	-	-	-
	<u>3</u>	<u>3</u>	2	-	-	-
Providence Central East (Hosted)*	30	31	30	-	-	-
Mother Mary Ward (All)	203	190	195	-	-	-
Mother Mary Ward	256	233	225	-	-	-
	<u>2</u>	<u>-2</u>	-1	-	-	-
St. Marguerite Bourgeoys (Area A)	-	-	-	211	186	170
St. Marguerite Bourgeoys Returning Flex Students	-	-	-	9	8	8
Mother Mary Ward (Areas G & H)	-	-	-	117	116	116
Mother Mary Ward Returning Flex Students	-	-	-	11	10	9
St. Anthony (All) Proposed Rebuilt Capacity	296	289	281	258	246	235
St. Anthony	479	296	281	606	566	538
	<u>6</u>	<u>6</u>	3	5	4	2
St. Marguerite Bourgeoys (Area B)	-	-	-	10	9	9
St. Marguerite Bourgeoys Returning Flex Students	-	-	-	0	0	0
Mother Mary Ward (Area I)	-	-	-	20	19	20
Mother Mary Ward Returning Flex Students	-	-	-	2	2	2
Lester B. Pearson (All) Proposed Rebuilt Capacity	484	467	439	408	385	371
Lester B. Pearson	448	484	439	441	415	402
	<u>5</u>	<u>5</u>	2	0	-1	-2
Mother Mary Ward Returning Flex Students	-	-	-	33	31	33
St. Marguerite Bourgeoys Returning Flex Students	-	-	-	46	41	36
Flex Students Returning to Home School	-	-	-	79	72	69
Providence Central East*	-	-	-	29	28	28
Providence Central East	-	-	-	29	28	28

Proposed rebuilt capacity is subject to approval by the Board of Trustees & Ministry of Education


OPTION C



Bramalea North Accommodation Review Area

OPTION 11:
Close Mother Mary Ward
& St. Anthony

Legend

- 1** LESTER B. PEARSON
- 4** ST. MARGUERITE BOURGEOYS
-  SCHOOL BOUNDARY

OPTION C

CLOSE MOTHER MARY WARD & ST. ANTHONY
Move St. Anthony to St. Marguerite Bourgeoys
Move Mother Mary Ward to Lester B. Pearson

	FRC Capacity	June 30, 2007	Oct 31, 2007	2008	2009	2010	2011
Mother Mary Ward (Area G)		74	71	72		-	-
Mother Mary Ward (Area H)		54	55	54	-	-	-
Mother Mary Ward (Area I)		24	19	21	-	-	-
Mother Mary Ward	256	152	145	147	0	0	0
		<u>2</u>	<u>-2</u>	0	0	0	0

St. Anthony (Area C)		33	31	31			
St. Anthony (Area D)		75	74	72			
St. Anthony (Area E)		107	106	102			
St. Anthony (Area F)		28	34	30			
St. Anthony	214	243	245	235	0	0	0
		<u>6</u>	<u>6</u>	0	0	0	0

Mother Mary Ward (Flex)		51	45	48	46	44	44
St. Anthony (Flex)		53	44	47	43	41	39

* Flex student return to designated schools

Providence Central East*		30	31	30	29	28	28
Providence Central East		30	31	30	29	28	28

* Providence Central East will be under boundary review in Spring 2008

OPTION SUMMARY							
Mother Mary Ward		-	-	-	141	134	136
Lester B. Pearson (All)		484	467	439	408	385	371
Lester B. Pearson	401	484	467	439	549	519	507
		5	5	6	6	5	4

St. Anthony		-	-	-	215	205	196
St. Marguerite Bourgeoys (All)		336	301	303	276	244	223
St. Marguerite Bourgeoys	261	336	301	303	491	449	419
		<u>3</u>	<u>3</u>	2	9	8	6

OPTION C (Ministry Funding)

OPTION C (Ministry Funding)

**CLOSE MOTHER MARY WARD & ST. ANTHONY
Move St. Anthony to St. Marguerite Bourgeoys
Move Mother Mary Ward to Lester B. Pearson**

Capacity	June 30, 2007		Oct 31, 2007			
	2007	2007	2008	2009	2010	2011
Providence Central East (Hosted)*	30	31	30	-	-	-
Mother Mary Ward (Area G)	74	71	72	-	-	-
Mother Mary Ward (Area H)	54	55	54	-	-	-
Mother Mary Ward (Area I)	24	19	21	-	-	-
Mother Mary Ward (Flex)	51	45	48	-	-	-
Mother Mary Ward	256	233	225	-	-	-
	<u>2</u>	<u>-2</u>	<u>0</u>	-	-	-

St. Anthony (Area C)	33	31	31			
St. Anthony (Area D)	75	74	72			
St. Anthony (Area E)	107	106	101			
St. Anthony (Area F)	28	34	30			
St. Anthony (Flex)	53	44	47	-	-	
St. Anthony	214	296	281	-	-	-
	<u>6</u>	<u>6</u>	<u>0</u>	-	-	-

OPTION SUMMARY

Mother Mary Ward	-	-	-	141	134	136
Mother Mary Ward Returning Flex Students	-	-	-	2	2	2
St. Anthony Returning Flex Students	-	-	-	2	2	2
Lester B. Pearson (All) Proposed Rebuilt Capacity	484	467	439	408	385	371
Lester B. Pearson	448	484	439	553	523	511
	<u>5</u>	<u>5</u>	<u>2</u>	<u>4</u>	<u>3</u>	<u>3</u>

St. Anthony	-	-	-	215	205	196
St. Anthony Returning Flex Students	-	-	-	3	3	3
Mother Mary Ward Returning Flex Students	-	-	-	1	1	1
St. Marguerite Bourgeoys (All) Proposed Rebuilt Capacity	336	301	303	276	244	223
St. Marguerite Bourgeoys	434	336	303	495	453	423
	<u>3</u>	<u>3</u>	<u>2</u>	<u>2</u>	<u>1</u>	<u>0</u>

Mother Mary Ward Returning Flex Students	-	-	-	43	40	41
St. Anthony (Flex) Returning Flex Students	-	-	-	38	36	34
Flex Students Returning to Home School	-	-	-	81	76	75

Providence Central East*	-	-	-	29	28	28
Providence Central East	-	-	-	29	28	28

Proposed rebuilt capacity is subject to approval by the Board of Trustees & Ministry of Education



Financial Information



Financial Considerations

- Principal & Vice Principal Salaries
- Secretary Salaries
- Supplies
- Custodial Staff Salaries
- School Operations
- Utilities & Maintenance
- Transportation
- Revenue loss for Community Use of Schools
- Leases on school equipment (i.e. laptops, photocopiers, printers, etc.)

Estimated Operating Financial Impact Summary Sheet

- Option A:

- **Total Savings = \$117,853**

- Option B:

- **Total Savings = \$310,742**

- Option C:

- **Total Savings = \$259,277**



School Size Impact



Elementary School Size

- On average, the research indicates that an effective size for an elementary school is in the range of 300-400 students.¹

¹School Size, School Climate and Student Performance, (1996, NWREL)

School Size Impact

➤ EXTRA CURRICULAR

- Very difficult and possibly not feasible to offer viable extra-curricular programs with fewer teachers to coordinate activities
- Greater need for volunteers and parent involvement

School Size Impact

➤ FIELD TRIPS / PRESENTATIONS

- Field trips and in-house presentation opportunities are limited given population size in some grades
- Additional support from the community is usually required for these types of events as school size decreases.

School Size Impact

➤ CLASSES PER GRADE

- The larger the school, the more classes per grade. The more classes per grade, the greater the possibility to offer students or teachers the ability to properly align teaching and learning styles.
- In single grade schools, there is less opportunity to provide the same collaborative experiences with same grade partners whether these partners are students or teachers (Professional Learning Teams). This in turn impacts the richness and diversity of the educational experience.

School Size Impact

- Declining student enrolment may imply the possibility of increased number of combined classes.
- EXAMPLE: This past year, in a school of just over 200 students there were 6 split classes; close to 1 for every grade:
 - JK/SK, 1/2, 2/3, 4/5, 5/6 and 6/7



School Size Impact

➤ SPECIAL EDUCATION

- Special Education Resource Teacher (SERT) allocation is based on enrollment.

➤ LIBRARY

- Library time is allocated on a formula that is based on school enrolment.

School Size Impact

➤ ROTARY PROGRAM

- A school with an effective school size has the opportunity to implement a rotary program if one is desired.
- The rotary program may assist in scaffolding the social interaction in preparation for students moving from elementary to secondary school



School Size Impact

- As staff decreases, the amount of volunteer time needed from each staff member in order to provide extra-curricular activities and appropriate supervision duties increases.

STAFFING

200 – School Size – 400

JK-SK	1.0
1-3	3.0
4-8	5.0
SERT	0.5
SERC	0.5
ESL	0.3
FSL	0.8
Lib	0.4
PT	0.5
Total	12.0

JK-SK	2.0
1-3	6.0
4-8	10.0
SERT	1.0
SERC	1.0
ESL	0.3
FSL	1.7
Lib	0.6
PT	1.2
Total	23.8



School Budget Impact

- School operating budgets are provided on a per pupil allocation.
- Fewer students equals less funding and fewer programs
- Therefore, the size of the budget plays a role in the flexibility to offer new initiatives/programs/items outside of the essential supplies in core areas.



School Budget Impact

- The cost of field trip busing is distributed amongst the number of students participating on the excursion.
- Volunteer support varies proportionately with the size of a school community.



Small School Attributes

- One key feature of small schools and units is that everyone's participation is needed for clubs, teams, and student government to have an adequate number of members.
- The number of parent volunteers to support school activities/programs is inversely proportional to the size of the school.



Small School Perceptions

- More family-like environment
- Safe and secure feeling
- General contentment
- Feeling that this environment can not be duplicated in a school with double or higher enrolment
- Greater academic achievement



Future Implementation

Proposed Implementation Timeline

- September 2008 – status quo
- Timeline would suggest that consolidations would be effective for September 2009
- Commencement of any phasing options would also be effective for September 2009
- Exception would be for Providence Central East students hosted at Mother Mary Ward. All students to be relocated to Our Lady of Providence effective September 2009 (phasing would not apply) – Currently under review by the Board



Next Steps

- Future meeting dates
- ARC report to the Director of Education
- Staff report to Board of Trustees



Future Public Meeting Dates

- Public Meeting #4 – Wednesday, May 28, 2008

ALL meetings to be held at St. Thomas Aquinas
Secondary School @ 7:00pm

Administration & Finance Committee and Board Meeting Dates

- The Dufferin-Peel Catholic District School Board is tentatively scheduled to hold a series of Administration and Finance Committee Meeting to hear delegations from the Bramalea North community regarding the proposed recommendations by the ARC and Board staff
- Trustees will hear from the communities during meeting of the Board, when trustees are asked to consider the ARC Reports and staff Reports
- Community members will be given an opportunity to speak at the Board public meeting.



Question Period